

Pi-Star: Update

There is a new release of Pi-Star that has some new and changed features.

The first version that has these changed features is dated 20210128 or later.



Hostname: duplexer Pi-Star:4.1.3 / Dashboard: 20210129

Pi-Star Digital Voice Dashboard for AC2AE

Dashboard | Admin | Configuration

The changed feature is what happens when you click on a call in the Gateway Activity portion of the dashboard screen:

| Gateway Activity | | | | | | | | |
|-------------------|---------|----------|------------|-----|--------|------|------|--|
| Time (EST) | Mode | Callsign | Target | Src | Dur(s) | Loss | BER | |
| 12:47:23 Jan 30th | DMR TS2 | AC2AE | (GPS) TG 6 | Net | 5.9 | 0% | 0.0% | |
| 22:34:45 Jan 28th | DMR TS2 | KD2LRX | (GPS) TG 6 | Net | 11.3 | 3% | 0.0% | |

Previously clicking on a call would take you to the QRZ page for that call. With the new Pi-Star version, the call is looked up on <https://radioid.net> I prefer the QRZ lookup and fortunately there is an easy way to change it back to QRZ.

To change your configuration click on “Configuration” at the top of the screen:



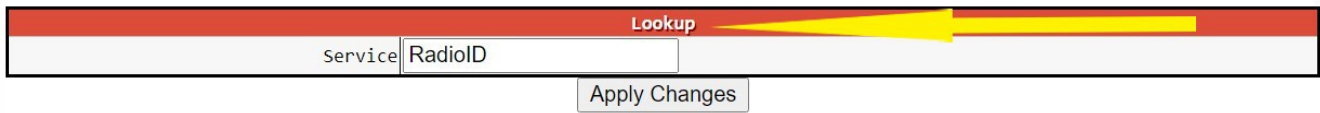
On the Configuration screen click on “Expert”



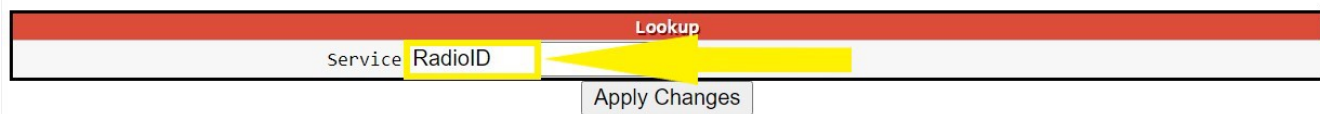
On the Expert Editors screen click on “CSS Tool”



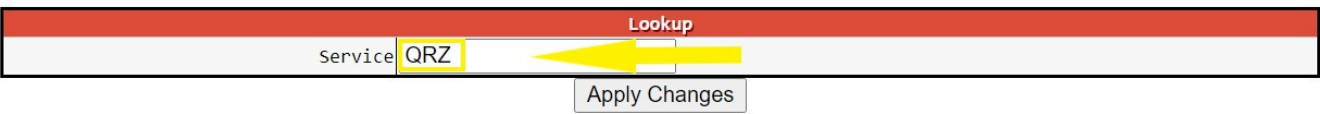
At the bottom of the screen there is a section called “Lookup”, next to the word “Service” replace “RadioID” with “QRZ” (all upper case) and click the “Apply Changes” button.



The screenshot shows a horizontal bar with a red top section labeled "Lookup" and a white bottom section. In the white section, the word "Service" is followed by a text input field containing "RadioID". A yellow arrow points from the right side of the "Lookup" label to the "RadioID" input field. Below the input field is a button labeled "Apply Changes".



The screenshot shows the same interface as the first one, but with a yellow box highlighting the "RadioID" text in the input field. A yellow arrow points from the right side of the "Lookup" label to the highlighted "RadioID" text.



The screenshot shows the same interface, but the text in the input field has been changed to "QRZ". A yellow box highlights "QRZ", and a yellow arrow points from the right side of the "Lookup" label to the highlighted text.

The second change

The second change is the addition of “(GPS)” next to calls on the dashboard.

Clicking on “(GPS)” next to a call will display the last few APRS reports for that call on the <https://aprs.fiwebsite>.

| Gateway Activity | | | | | | | | |
|-------------------|---------|----------|-------|--------|-----|--------|------|------|
| Time (EST) | Mode | Callsign | | Target | Src | Dur(s) | Loss | BER |
| 12:47:23 Jan 30th | DMR TS2 | AC2AE | (GPS) | TG 6 | | | 0% | 0.0% |
| 22:34:45 Jan 28th | DMR TS2 | KD2LRX | (GPS) | TG 6 | Net | 11.3 | 3% | 0.0% |

Special Thanks to Ken WB2KWC For providing this information to Group.